



Saiham Textile Mills Ltd.

Dhaka Office: 'Asset Rosedale' House # 02 (4th Floor), Road # 55, Gulshan-2, Dhaka-1212, Bangladesh.
Phone : 9862284, 9863323, 9887441, Fax : +88-02-9894607, 8826254, E-mail : info@saiham.com, Web: www.saiham.com
Registered Office & Factory : Nayapara, Saiham Nagar, Madhabpur, Habigonj-3333.

Ref: STML/19/329/17

Dated: Dhaka
January 25, 2017

To
The Chairman
Bangladesh Securities and Exchange Commission
Jiban Bima Tower (14th, 15th, 16th & 20th floor)
10, Dilkusha C/A
Dhaka-1000.

Subject: **Price Sensitive Information**

Dear Sir,

This is for kind information of all concerned that the Board of Directors of Saiham Textile Mills Ltd. in its Board Meeting held on January 25, 2017 at 3.30 P.M. at its Dhaka Office has taken the following price sensitive decision regarding the Un-audited Second Quarterly Financial Statements for the period ended December 31, 2016.

Sl. No.	Particulars	July 2016 to December 2016	July 2015 to December 2015 (Restated)
01	Profit before Tax	87,575,024	4,14,25,999
02	Profit after Tax	46,874,138	3,23,38,370
03	Earnings Per Share (EPS)	0.54	0.37
04	NAV Per Share	28.21	28.28
05	Net Operating Cash Flow Per Share (NOCFPS)	1.11	(5.11)

Thanking you

Yours faithfully

(Md. Neyamat Ullah)
Company Secretary

- Copy to: (i) The Chief Regulatory Officer
Dhaka Stock Exchange Ltd.
9/F, Motijheel C/A
Dhaka-1000.
- (ii) The Chief Regulatory Officer
Chittagong Stock Exchange Ltd.
Eunoos Trade Centre (Level-15)
52-53, Dilkusha C/A
Dhaka-1000.



Saiham Textile Mills Ltd.

Dhaka Office: 'Asset Rosedale' House # 02 (4th Floor), Road # 55, Gulshan-2, Dhaka-1212, Bangladesh.
Phone : 9862284, 9863323, 9887441, Fax : +88-02-9894607, 8826254, E-mail : info@saiham.com, Web: www.saiham.com
Registered Office & Factory : Noyapara, Saiham Nagar, Madhabpur, Habigonj-3333.

Ref: STML/19/330/17

Date: 25/01/2017

The Chairman

Bangladesh Securities and Exchange Commission
Jiban Bima Tower (14th, 15th, 16th & 20th floor)
10, Dilkusha C/A
Dhaka-1000.

Subject: **Submission of Un-audited Half Yearly Financial Statements of Saiham Textile Mills Ltd.**

Dear Sir,

As per regulation 17(2) of DSE Listing Regulations 2015, we are pleased to enclosed herewith the Un-audited Half Yearly Financial Statements for the period from July 01, 2016 to December 31, 2016 of Saiham Textile Mills Ltd. The above Un-audited Half Yearly Financial Statements are also available in the website of the company.

The website of Saiham Textile Mills Ltd. is www.saihamtextile.com

Thanking you

Yours faithfully

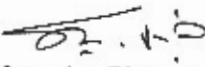
(Md. Neyamat Ullah)
Company Secretary

Copy to: (i) The Chief Regulatory Officer
Dhaka Stock Exchange Ltd.
9/F, Motijheel C/A
Dhaka-1000.

(ii) The Chief Regulatory Officer
Chittagong Stock Exchange Ltd.
Eunoos Trade Centre (Level-15)
52-53, Dilkusha C/A
Dhaka-1000.

Saiham Textile Mills Limited.
Statement of Financial Position (Un-Audited)
As on December 31, 2016

Particulars	Notes	Amount in Taka	
		December 31, 2016	June 30, 2016
Assets			Restated*
Non-Current Assets :		1,881,740,028	1,929,529,957
Property, Plant & Equipment- Spinning (net of dep.)	1.00	735,960,403	744,420,974
Property, Plant & Equipment- Melange (net of dep.)	1.00	1,145,779,625	1,185,108,983
Current Assets :		2,097,537,572	2,109,435,840
Inventories		1,021,258,780	963,903,694
Trade Debtors		398,686,302	556,829,837
Sundry Receivable		18,750,000	19,947,500
Advances, Deposits & Prepayments		124,528,409	144,018,393
Cash & Cash Equivalents	2.00	534,314,081	424,736,416
Total Assets		3,979,277,600	4,038,965,797
Equity & Liabilities :			
Shareholders' Equity:		2,433,378,440	2,386,504,302
Share Capital		862,500,000	862,500,000
Share Premium		727,500,000	727,500,000
General Reserve		2,764,589	2,764,589
Revaluation Reserve		409,795,870	421,151,688
Retained Earnings		430,817,981	372,588,025
Non-Current Liabilities :		263,330,202	312,251,254
Term Loan- HSBC	3.00	66,397,379	132,794,757
Term Loan- EBL		14,572,000	20,824,000
Deferred Tax Liability		182,360,823	158,632,497
Current Liabilities :		1,282,568,958	1,340,210,241
Short Term Loan	4.00	432,009,732	296,287,188
Current Portion of Long Term Loan		192,578,407	228,093,239
Rights Share money Refundable		15,000	15,000
Liabilities for Goods		523,959,964	709,625,695
Liabilities for Expenses & Others		35,131,354	22,106,950
Provision for Tax		98,874,501	84,082,169
Total Liabilities		1,545,899,160	1,652,461,495
Total Equity & Liabilities		3,979,277,600	4,038,965,797
Net Assets Value (NAV) Per Share		28.21	27.67


Managing Director
S.M. Faisal


Director
Syed Ishtiaq Ahmed


Chairman
S.F.A.M. Shahjahan


Chief Financial Officer
Abu Bakar Siddique


Company Secretary
Md. Neyamat Ullah


Saiham Textile Mills Limited


Statement of Profit or Loss and Other Comprehensive Income (Un-Audited)


For the Second quarter/Half year ended on December 31, 2016


Particulars	Notes	Amount in Taka			
		July' 16 to December' 16	July' 15 December' 15	October 16 to December' 16	October 15 to December' 15
Turn Over		833,170,827	875,855,223	436,144,489	460,971,418
Cost of Goods sold		(688,691,174)	(791,550,043)	(355,707,837)	(411,743,852)
Gross Profit		144,479,653	84,305,180	80,436,652	49,227,566
Admin. & Marketing expenses	5.00	(30,649,561)	(30,126,191)	(15,420,301)	(15,689,289)
Financial Expenses	6.00	(41,811,823)	(39,418,982)	(23,172,296)	(22,309,144)
Operating Profit		72,018,269	14,760,007	41,844,055	11,229,133
Non- Operating Income		19,935,506	28,737,292	10,000,661	12,590,167
Operating Profit before WPPF		91,953,775	43,497,299	51,844,716	23,819,300
Provision for WPPF		(4,378,751)	(2,071,300)	(2,468,796)	(1,134,252)
Profit Before Tax		87,575,024	41,425,999	49,375,920	22,685,048
Provision for Tax		(40,700,886)	(9,087,629)	(20,673,196)	(4,661,774)
Current Tax		(15,129,804)	(27,209,102)	(8,406,454)	(12,862,476)
Deferred Tax expenses		(25,571,082)	(36,296,731)	(12,266,742)	(17,524,250)
Net profit After tax		46,874,138	32,338,370	28,702,724	18,023,274
Earning per share (EPS)		0.54	0.43	0.33	0.24
Prior period figure' restated			0.37		0.21


Managing Director
 S.M. Faisal


Director
 Syed Ishtiaq Ahmed


Chairman
 S.F.A.M. Shahjahan


Chief Financial Officer
 Abu Bakar Siddique


Company Secretary
 Md. Neyamat Ullah

Saiham Textile Mills Ltd
Statement of Cash flow (Un-Audited)
For the Second quarter/Half year ended on December 31,2016

Particulars	Amount in Taka	
	July' 2016 to December'2016	July' 2015 to December'2015
Cash Flows from operating activities		
Collection from customers and other income	1,011,249,868	892,756,819
Payment to suppliers, employees and other expenses	(913,626,313)	(1,330,707,023)
Income tax paid	-	(2,500,000)
Advanced income tax paid	(2,000,000)	-
Net cash flows from operating Activities	95,623,555	(440,450,204)
Cash Flows from investing activities		
Purchase of property, plant and equipment	(13,604,224)	(7,227,170)
Net cash used in investing activities	(13,604,224)	(7,227,170)
Cash Flows from financing activities		
Loan(repaid) /received during the period	27,558,334	247,623,598
Net cash used in financing activities	27,558,334	247,623,598
Net Increase / (Decrease) in Cash and Cash Equivalents	109,577,665	(200,053,776)
Cash and cash equivalents at beginning of the financial year	424,736,416	876,887,521
Cash and Cash Equivalents at end of the financial period	534,314,081	676,833,745
Net Operating Cash Flows Per Share (NOCFPS)	1.11	(5.87)
* Prior period figure's restated		(5.11)


Managing Director
S.M. Faisal


Director
Syed Ishtiaq Ahmed


Chairman
S.F.A.M. Shahjahan


Chief Financial Officer
Abu Bakar Siddique


Company Secretary
Md. Neyamat Ullah

Saiham Textile Mills Ltd.


Statement of Changes in Equity (Un-audited)

For the Second quarter/Half Year ended on December 31, 2016

Particulars	Share Capital	Share premium of Rights Share	General Reserve	Revaluation Surplus	Retained Earnings	Total
Balance as on July 01, 2016	862,500,000	727,500,000	2,764,589	421,151,688	372,588,025	2,386,504,302
Net profit after tax	-	-	-	-	46,874,138	46,874,138
Adjustment of Revaluation of PPE	-	-	-	(11,355,818)	11,355,818	-
Balance as on December 31, 2016	862,500,000	727,500,000	2,764,589	409,795,870	430,817,981	2,433,378,440
Balance as on July 01, 2015	750,000,000	727,500,000	2,764,589	522,050,567	404,510,967	2,406,826,123
Net profit after tax	-	-	-	(13,176,571)	32,338,370	32,338,370
Adjustment of Revaluation of PPE	-	-	-	-	13,176,571	-
Balance as at December 31, 2015	750,000,000	727,500,000	2,764,589	508,873,996	450,025,908	2,439,164,493


Managing Director
 S.M. Faisal


Director
 Syed Ishlaq Ahmed


Chairman
 S.F.A.M. Sharjahan


Chief Financial Officer
 Abu Bakar Siddique


Company Secretary
 Md Neyamat Ullah

Saiham Textile Mills Ltd
Notes to the Financial Statements
as at and for the period ended December 31,2016

1.00 Property Plant & Equipment: Spinning Unit

This is arrived as follows:

Cost
Less: Accumulated Depreciation
Written down value

Amount in Taka	
Dec 31,2016	June 30,2016
1,385,818,836	1,372,593,164
649,858,433	628,172,190
735,960,403	744,420,974

Property Plant & Equipment: Melange Unit

Cost
Less: Accumulated Depreciation
Written down value

1,459,406,883	1,459,028,331
313,627,258	273,919,348
1,145,779,625	1,185,108,983

2.00 Cash & Cash Equivalents :

Cash & Cash Equivalents :

Cash in Hand
Cash at Bank
Total

1,010,860	1,279,892
533,303,221	423,456,524
534,314,081	424,736,416

Cash in Hand :

Head Office
Factory Office
Total

426,079	426,079
584,781	853,813
1,010,860	1,279,892

Cash at Bank :

Janata Bank Ltd. (A/C No. 023733002322) Motijheel Corp.
Janata Bank Ltd.(A/C No. 0340-0210001941) Noyapara
Dutch Bangla Bank Ltd.(A/C No. 0116110000006828)
Dhaka Bank Ltd.(A/C No. 215150000001464) Gulshan
Dhaka Bank Ltd A/c-215150000001554
Mid land Bank Ltd. (A/c No. 000211900000151
Dhaka Bank Dividend Account
Premier Bank Ltd (A/C no-014913100000040) Gulshan
Eastern Bank Ltd A/C no-101106032929
Eastern Bank Ltd A/C no-1041060265553
Eastern Bank Ltd ERQ A/C-1013100350441
Eastern Bank LTD CC A/C-1012040326949
Standared chartered Bank CC A/C-01-1184135
Standared Chartered Bank ERQ A/C-421184135

83,096.25	85,951.25
211,806	1,010,102
2,467,338.88	1,513,154.88
828,091.00	403,594.96
5,869,960.99	5,869,960.99
109,249.50	811,128.50
5,949,062.76	-
1,409,310	2,447,838
233.59	233.59
408.23	1,584.97
1,899,294	1,169,854
-	31,117,358.94
-	213,749.00
1,093,446.76	500,026.60

F.C Account

Standared Chartered Bank A/C -46118413501
Dhaka Bank Ltd .F.C A/C-21413000000056
HSBC F.C Margin A/C no-001-145457-091
HSBC Offshore A/C no-050-0077-80-005
F.C Account with EBL A/C-1013100350441
Sub-total

46,695	7,624,115
4,493	4,493
7,053,589	14,552,373
39,989	384,639
650,547	159,757
27,716,612	67,869,915

FDR

IDLC Finance Ltd.(A/C No. 10252204175201) Gulshan	15,000,000	25,000,000
Lanka Bangla Finance FDR no-1220-001-204-205-206-358-359-360	445,000,000	285,000,000
Delta Brac Housing-(FDR-No 71000117027-128638)	30,000,000	30,000,000
FDR with Bank Asia	2,586,609	2,586,609
FDR with Dhaka Bank	13,000,000	13,000,000
Sub-total	505,586,609	355,586,609
Grand Total	533,303,221	423,456,524

15,000,000	25,000,000
445,000,000	285,000,000
30,000,000	30,000,000
2,586,609	2,586,609
13,000,000	13,000,000
505,586,609	355,586,609
533,303,221	423,456,524

3.00 Term Loan:

Name of the Bank

HSBC Ltd

Estern Bank Ltd

Current portion of Term Loan HSBC & EBL

66,397,379	132,794,757
14,572,000	20,824,000
192,578,407	228,093,239

4.00 Short Term Loan:

Short Term loan- SCB

Short Term loan-HSBC bank

Short Term loan-Mid Land bank

Short Term loan-Dhaka Bank

Short Term loan-Lanka Bangla

Short Term loan-Momena Begum

Bank Loan & Over Draft

Standared Chartered Bank

HSBC Bank

Eastern Bank Ltd

432,009,732	296,287,188
80,000,000	70,000,000
200,000,000	-
-	200,000,000
90,000,000	-
15,672,398	7,375,782
17,500,000	17,500,000
17,371,140	1,411,406
5,858,405	-
5,607,790	-

5.00 Administrative and Marketing expenses:	July,16 to Dec-2016	July,15 to Dec-2015
Saiary & Allowances	18,324,722	18,569,757
Office Rent	2,100,000	2,100,000
Postage & Stamp	80,355	89,693
Printing & Stationary	108,618	99,504
Repair & Maintance	430,806	300,369
Maintance of Vehicle	452,874	386,474
Travelling	428,326	123,445
Conveyance	499,103	240,165
Entertainment	738,330	819,312
Paper & Periodicals	20,016	41,055
Advertisement	95,800	143,118
Subscription& Donation	209,470	170,115
Insurance premium	263,452	679,291
Form, Fees & Others	587,814	624,189
Board Meeting Fee	82,500	123,750
Medical Expenses	34,443	210,500
Wealfare Expenses	126,473	205,100
Electricity (H/O)	154,100	244,287
Miscellaneous Expenses	254,267	158,569
Selling & Distribution	1,115,813	1,049,500
Office Maintance	159,000	282,800
Telephone, Telex & Fax	120,800	63,752
Water & sewerage Charges	112,800	95,235
Directors Remuneration	480,000	480,000
Auditors Remuneration	50,000	50,000
Professional Fee	265,000	45,000
Depreciation	2,965,566	2,442,885
It expenses	389,113	288,326
Total	30,649,561	30,126,191
6.00 Financial Expenses:		
Interest on Term Loan(HSBC)	10,449,662	20,614,518
Interest on Normal Loan EBL	1,057,407	8,524,581
Interest on Cash Credit-EBL	780,311	989,566
Interest on Short term Loan-EBL	435,620	5,979,281
Interest on SCB, CC/overdraft	1,946,395	2,172,423
Interest on SCB, STL	757,361	-
Bank Interest on premium & Dhaka Bank	218,418	257,698
Interest on Dhaka Bank	637,138	-
Interest on Mid Land Bank	15,836,143	-
Interest on others	7,057,047	-
Bank Charge & Commission	2,636,321	880,915
Total	41,811,823	39,418,982